



PROFILE PROJECTORS



ISP-Z3015



ISP-A1000E

digital readout of **ISP-A1000E**

- touch buttons
- USB data output to Excel
- show diagram







software flash disk
(included, only for
ISP-A1000E)


OPTIONAL ACCESSORY




lens




rotary table
(glass plate diameter 100mm)



overlay chart (protractor with 1°
graduation, radius with 1mm increment)



holder with clamp



swivel center support




V-block set



50mm reading scale
(check magnification accuracy)



300mm calibration scale (check
magnification accuracy together
with 50mm reading scale or
calibrate measuring accuracy)



green/yellow filter





















demo sample



printer (only for **ISP-A1000E**)

SPECIFICATION

Code		ISP-Z3015		ISP-A1000E		
Edge detector		not included		included		
Lens	magnification	10X (included)	20X (optional)	50X (optional)	100X (optional)	
	view field	Ø30mm	Ø15mm	Ø6mm	Ø3mm	
	working distance	77.7mm	44.3mm	38.4mm	25.3mm	
Max. workpiece height		90mm	90mm	90mm	90mm	
Magnification accuracy		±0.08%				
Image		erect image				
Projector screen		diameter: Ø300mm				
		rotation range: 0°~360°, resolution: 1" or 0.01°		rotation range: 0°~360°, resolution: 1" or 0.05°		
		reference lines: cross-hairs				
Stage	metal stage size	340×152mm				
	glass stage size	196×96mm				
	X-Y stage travel	range: 150×50mm				
		resolution: 0.5µm				
	Z (focus) travel range	90mm				
max. load capacity	4kg					
Illumination		contour illumination: 24V/150W halogen lamp, brightness is adjustable				
		surface illumination: 24V/150W halogen lamp				
Data processing unit	display	X-Y stage travel, screen rotation				
	output	RS232C		RS232C, USB (data output to Excel)		
	function	 measure coordinate of point	 measure coordinate of line		 measure coordinate of point	
		 measure center coordinate, radius of circle with three points	 measure distance between two objects		 measure coordinate of line	
		 measure angle with four points or two lines	 set origin of coordinate		 measure center coordinate, radius of circle with three points	
 coordinate transform		 set midpoint of coordinate		 measure distance between two objects		
 advanced function		—		 measure angle with four points or two lines		
 coordinate transform		 coordinate transform				
 set midpoint of coordinate		 choose measurement object automatically according to the selective point and display the result				
advanced function		—		programming for batch measurements		
Power supply		220V, 50/60Hz				
Dimension (L×W×H)		550×770×1100mm				
Net weight		135kg				

STANDARD DELIVERY

Main unit	1 pc
10X lens with half-reflection mirror and oblique illuminator mirror	1 pc
Overlay chart clip	4 pcs
Foot-switch	1 pc
Anti-dust cover	1 pc
Blue filter	1 pc
Software (only for ISP-A1000E) and USB cable	1 pc

OPTIONAL ACCESSORY

20X lens with half-reflection mirror and oblique illuminator mirror	ISP-A1000-LENS20X
50X lens with half-reflection mirror	ISP-A1000-LENS50X
100X lens with half-reflection mirror	ISP-A1000-LENS100X
Rotary table	ISP-A1000-TABLE
Overlay chart	ISP-A1000-CHART
Holder with clamp	ISP-A1000-HOLDER
Swivel center support	ISP-A1000-SUPPORT

V-block set	6896-12
50mm reading scale	ISP-A1000-SCALE50
300mm calibration scale	ISP-A1000-RULE
Green filter	ISP-A1000-GR-FILTER
Yellow filter	ISP-A1000-YE-FILTER
Demo sample	ISP-A1000-DEMO
Printer (only for ISP-A1000E)	ISP-A1000-PRINTER