


# PROFILE PROJECTORS



edge detector (for ISP-A6000E)

### digital readout

- touch buttons
- USB data output to Excel
- show diagram



ISP-A6000 (without edge detector)


## OPTIONAL ACCESSORY



lens




rotary table  
(glass plate diameter 100mm)



holder with clamp



printer



green/yellow filter




50mm reading scale  
(check magnification accuracy)



demo sample



300mm calibration scale (check magnification accuracy together with 50mm reading scale or calibrate measuring accuracy)










swivel center support



V-block set

**SPECIFICATION**

Code		ISP-A6000	ISP-A6000E			
Edge detector		not included	included			
Projector screen		diameter: Ø600mm				
		rotation range: 0°~360°, resolution: 1" or 0.05°				
		reference lines: cross-hairs				
Lens	magnification	5X (optional)	10X (included)	20X (optional)	50X (optional)	100X (optional)
	view field	Ø120mm	Ø60mm	Ø30mm	Ø12mm	Ø6mm
	working distance	242.8mm	143.2mm	85.5mm	92mm	48.5mm
Magnification accuracy		±0.08%				
Image		erect image				
Stage	metal stage size	404×265mm				
	glass stage size	270×170mm				
	X-Y stage travel	range: 200×100mm				
		resolution: 0.5µm				
		accuracy: (2.5+L/75)µm L is the measuring length in mm				
Z (focus) travel range	50mm					
	max. load capacity	5kg				
Illumination		contour illumination: 24V/150W halogen lamp, brightness is adjustable				
		surface illumination: 24V/150W halogen lamp (with 2 fibers), position is adjustable				
Data processing unit	display	X-Y stage travel, screen rotation				
	output	RS232C, USB (data output to Excel)				
	function		measure coordinate of point			
			measure coordinate of line			
		measure center coordinate, radius of circle with three points				
		measure distance between two objects				
		measure angle with four points or two lines				
		coordinate transform				
		choose measurement object automatically according to the selective point and display the result				
	advanced function	programming for batch measurements				
Power supply		220V, 50/60Hz				
Dimension (L×W×H)		1200×1140×1940mm				
Net weight		360kg				

**STANDARD DELIVERY**

Main unit	1 pc
10X lens	1 pc
Foot-switch	1 pc
Software (only for ISP-A6000E) and USB cable	1 pc
Overlay chart clip	4 pcs
Anti-dust cover	1 pc

**OPTIONAL ACCESSORY**

5X lens	ISP-A6000-LENS5X
20X lens	ISP-A6000-LENS20X
50X lens	ISP-A6000-LENS50X
100X lens	ISP-A6000-LENS100X
Rotary table	ISP-A6000-TABLE
Holder with clamp	ISP-A1000-HOLDER
Printer	ISP-A1000-PRINTER
Yellow filter	ISP-A6000-YE-FILTER
Green filter	ISP-A6000-GR-FILTER
50mm reading scale	ISP-A1000-SCALE50
Demo sample	ISP-A1000-DEMO
300mm calibration scale	ISP-A1000-RULE
Swivel center support	ISP-A1000-SUPPORT
V-block set	6896-12